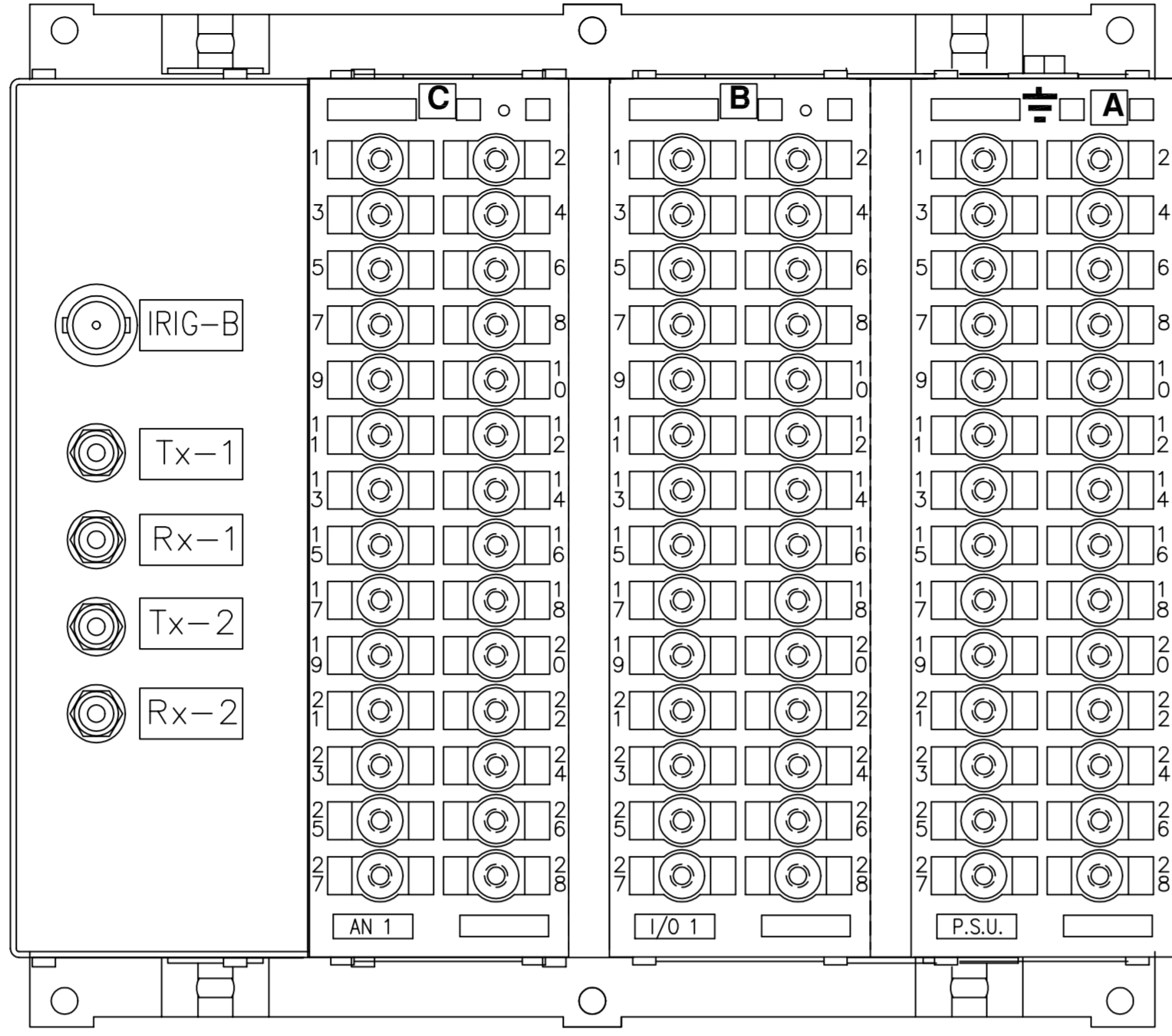


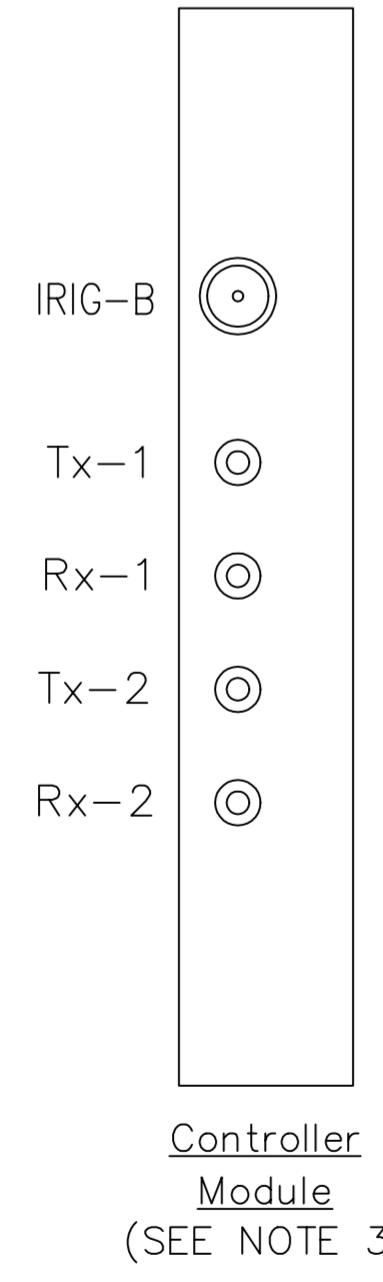
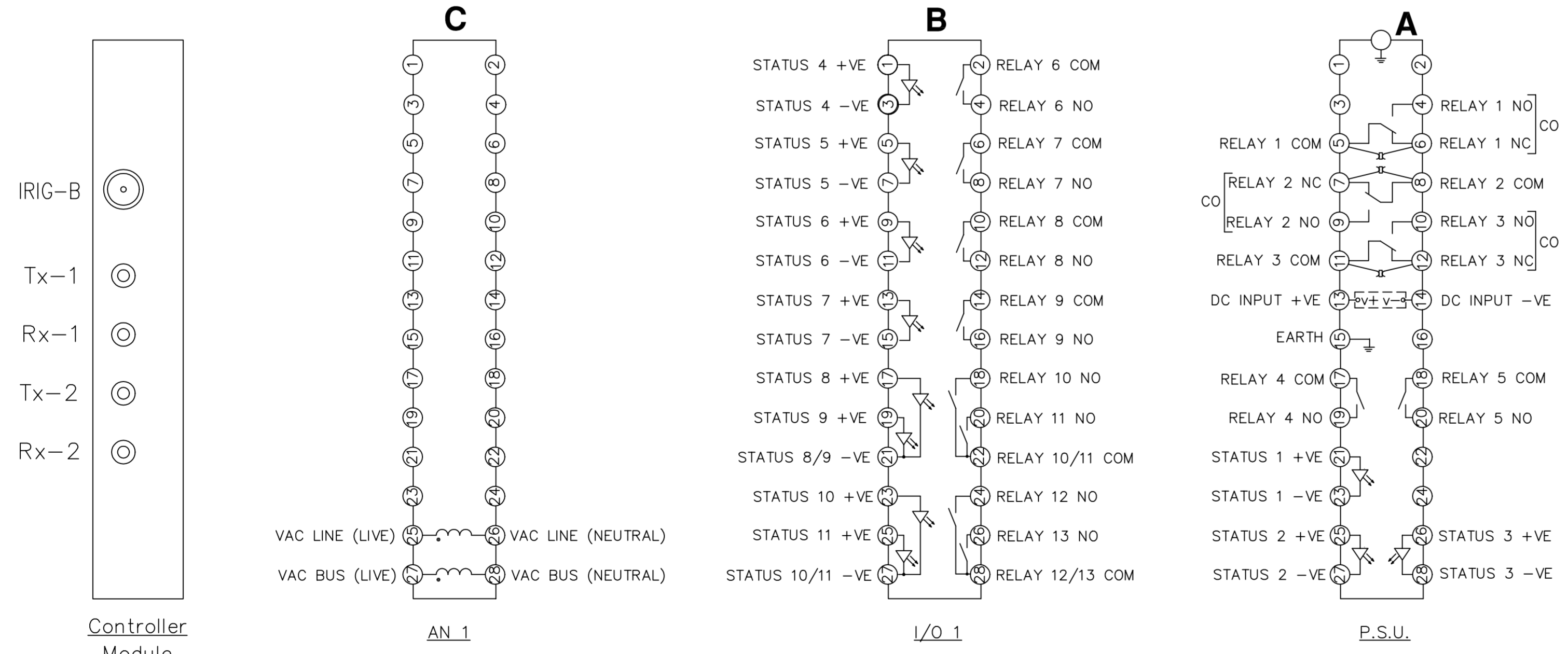
IF IN DOUBT ASK  
DO NOT SCALE

A  
B  
C  
D  
E  
F  
G  
H  
J  
K

NOTES  
 1 TERMINALS RECOMMENDED ARE PRE INSULATED & MUST BE CRIMPED USING APPROVED TOOLING. AMP PIDG OR PLASTI GRIP FUNNEL ENTRY (RING TONGUE) FOR M4 FIXING STUD.  
 SUPPLIER AMP CABLE SIZE  
 AMP 342103 0.25-1.6 SQ MM  
 AMP 342143 1.0-2.6 SQ MM.  
 OR ANY OTHER MANUFACTURERS EQUIVALENT TERMINAL.  
 2 FOR OUTLINE & DRILLING DRG SEE 2995X10008 (A4).  
 3 IRIG-B & FIBRE OPTIC CONNECTORS MUST BE DISCONNECTED & FIXING NUTS REMOVED BEFORE WITHDRAWING CONTROLLER MODULE.



RELAY VIEWED FROM REAR



Controller Module  
(SEE NOTE 3)

MODULE LABEL KEY	
ANALOGUE MODULE	AN 1 etc
INPUT/OUTPUT MODULE	I/O 1 etc
P.S.U. & BASIC I/O MODULE	P.S.U.

ABBREVIATIONS	
CT	CURRENT INPUTS
VT	VOLTAGE INPUTS
SI	STATUS INPUTS
CO	CHANGE OVER OUTPUT CONTACTS
NO	NORMALLY OPEN OUTPUT CONTACTS
NC	NORMALLY CLOSED OUTPUT CONTACTS

MATERIAL:  
 Dimensions in millimetres : Surface texture in micrometres.  
 Machine where marked ✓  
 For explanation of dimensions, tolerances, notes etc. see B.S.308.  
 Limit on untoleranced unmachined dimensions ±  
 Limits on untoleranced machined dimensions to B.S.4500;  
 i.e. up to 6±0.1; over 30 to 120±0.3; over 315±0.8;  
 over 6 to 30±0.2; over 120 to 315±0.5;  
 General unmachined angular tolerance ±

Finish:	Title: TERM IDENT & WIRING DIAGRAM FOR TAU A/R+CHECK SYNC RELAY (2VT,11SI,3-CO,10-NO) E8 CASE	First used on: Similar Articles:
Treatment:	VATECH REYROLLE AUTOMATION, CONTROL & PROTECTION	Supersedes:
DATE 24/07/02	Original Scale: NTS	Dr. No. 2715W11006
IE	OPS	PCP
APPROVED R.D. WATSON	Purch.Spec. IQ	EAC
CHECKED	CE	STD
LEASK	CE	A1

NOT SUBJECT TO UPDATE  
ONCE COPIED / PRINTED  
OR DOWNLOADED

6	RDW	13/08/03	MNS13/2440	MM
5	27/8/02	MNS13/2370	RDW	
4	02/07/01	MN75/2112		
3	05/03/01	MODULE LABEL & POSTIN ADDED MN1028/279		
2	26/11/00	CHANGE		
1		ISSUE DATE NOTED		